



Preparation of 2-hydroxybenzamidines from 3-aminobenzisoxazoles

Salvatore D. Lepore,[†] Aaron L. Schacht and Michael R. Wiley*

Eli Lilly and Company, Lilly Corporate Center, Indianapolis, IN 46285, USA

Received 26 June 2001; revised 17 September 2002; accepted 18 September 2002

Abstract—2-Hydroxybenzamidines have been prepared from 3-aminobenzisoxazoles by reductive cleavage of the nitrogen–oxygen bond using catalytic hydrogenation, Zn/AcOH or NiCl₂/NaBH₄. This ring-opening reaction can be accomplished chemoselectively in the presence of a variety of hydrogenation-sensitive functional groups including an aryl bromide, benzyl carbamate, and olefin. © 2002 Published by Elsevier Science Ltd.

As a part of a program to develop novel anticoagulants for the treatment of thrombotic disorders, we have prepared a variety of benzamidine-based inhibitors of coagulation enzymes.¹ Although the amidinium ion helps produce high binding affinity with such enzymes due to its interaction with Asp189 in the S1 specificity pocket, this positively charged functional group can provide a barrier to good oral absorption. Among the strategies we have pursued to enhance the membrane permeability of such enzyme inhibitors,² we have evaluated 2-hydroxybenzamidines as a means both to neutralize and internally solvate the positive charge.³

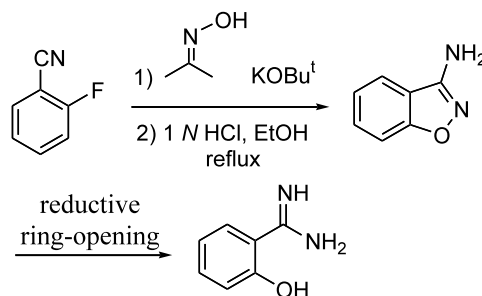
The few examples of 2-hydroxybenzamidines reported to date have been prepared from 2-hydroxybenzotrioles, employing the Pinner reaction followed by treatment of the resulting imidate with ammonia.^{4,5} When the free hydroxyl is carried through the reaction sequence, low yields of the desired product result. One strategy for improving the outcome is to protect the phenolic oxygen. Then, if the amidine needs to be introduced early in a synthetic sequence, an additional amidine protecting group will likely be required.

As an alternative, we envisioned that 2-hydroxybenzamidines could be obtained through the reductive ring-opening of 3-aminobenzisoxazoles (Scheme 1). These heterocycles can be readily prepared from a variety of substituted 2-fluorobenzonitriles by the methods of

either Palermo⁶ or Shutsky.^{7,8} 3-Aminobenzisoxazoles are stable to a variety of reaction conditions and can be easily isolated using silica gel chromatography techniques.

As an initial test of the feasibility of this approach, 3-aminobenzisoxazole (**1**) was prepared⁷ and treated with hydrogen and 5% Pd on carbon (Pd/C) in methanol for 12 h.⁹ After filtration of the catalyst and removal of the solvent, 2-hydroxybenzamide (**2**)¹⁰ was isolated in 92% yield and >96% purity (Table 1, entry 1). Under these conditions, 6-methoxy-3-aminobenzisoxazole (**3**) and the 6-methoxycarbonyl-3-aminobenzisoxazole (**5**) were also converted to the corresponding hydroxybenzamidines **4** (93%) and **6** (90%) in high yield.

To extend the utility of this method, additional reduction conditions were evaluated that would be compatible with functional groups sensitive to hydrogenation. As expected, the arylbromide **7**, the benzylcarbamate **9**,

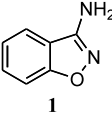
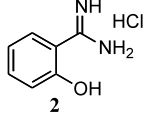
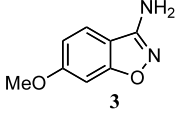
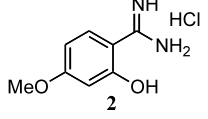
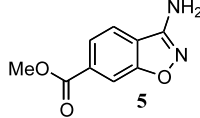
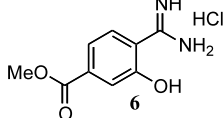
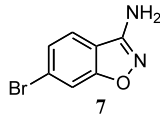
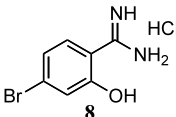
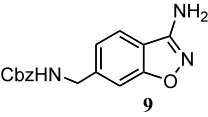
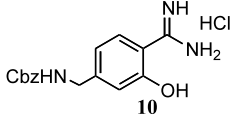
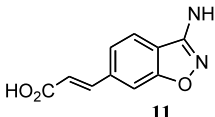
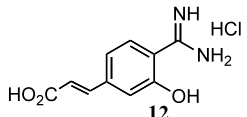


Scheme 1. Reductive ring-opening strategy for the synthesis of 2-hydroxybenzamidines.

* Corresponding author. E-mail: wileymr@lilly.com

[†] Current address: Department of Chemistry, Florida Atlantic University, Boca Raton, FL 33431, USA.

Table 1. Comparison of reduction conditions in the ring-opening reaction of a variety of 3-amino-benzisoxazoles

1		A		92
2		B		94
3		C		98
4		D		78
5		E		10 ^c
6		F		no rxn
7		A		93
8		C		93
9		D		30
10		A		90
11		C		74
12		D		98
13		A		0 ^d
14		B		17 ^e
15		C		78
16		D		99
17		B		96 ^f
18		C		89
19		D		92
20		B		97 ^g
21		C		85
22		D		30 ^h

^aMethod A = H₂/Pd(C), EtOH, 1.0 N HCl, rt, 12 h. B = H₂, Lindlar's catalyst, MeOH, rt, 12 h. C = Zn, AcOH, 70°C, 12 h. D = NaBH₄, NiCl₂, MeOH, 0 °C, 15 min. E = SmI₂ (2.2 equiv.), THF, 0 °C, 15 min. F = H₂NNH₂, EtOH, reflux, 12 h.

^b All product yields are based on the HCl salt of the product obtained after filtration through celite (Methods A & B) or SCX filtration (Methods C - E). See representative procedures in the notes. Unless otherwise indicated, all products were >96% pure based on HPLC analysis of the product after filtration. ^c Mostly starting material remaining.

^d Nearly complete conversion (91%) to hydro-debrominated product. ^e Conversion after reaction time of 2.5 days.

^f Reaction time = 1 h in this case. ^g Reaction time = 3 days in this case. ^h These conditions led to a significant percentage of olefin reduction product (41%).

and the olefin **11** all gave undesirable side reactions upon hydrogenation with 5% Pd/C. Entries 2–6 in the table illustrate the results obtained for the treatment of compound **1** with several reducing agents preceded for the cleavage of N–O bonds. The Lindlar reduction¹¹ of **1** produced hydroxybenzamidinium (**2**) in 94% yield after 12 h (entry 2). Reduction with Zn/AcOH¹² (entry 3) also proceeded in high yield (98%) over a 12 h

period. Unlike the heterogeneous hydrogenation reactions, the soluble contaminants produced in this reaction cannot be removed by simple filtration. However ion-exchange chromatography was found to provide a very simple and effective means of purification of the final products when necessary. For example, a solution of **2** (25 mg) in methanol and acetic acid was loaded onto an SCX column (1 g) and rinsed with two column volumes of methanol. Subsequent elution with one column volume of 2 M NH₃ in MeOH gave >98% recovery of **2**. Using this purification procedure to facilitate the workup, NiCl₂/NaBH₄¹³ (entry 4) gave the desired product (**2**) in 78% isolated yield and required only 15 min at 0°C to go to completion. On the other hand, suitable reaction conditions were not identified for SmI₂¹⁴ (entry 5), which gave only 10% conversion to the desired product, or for hydrazine¹⁵ (entry 6), which gave no reaction with **1** even after extended reaction times.

Table entries 13–22 illustrate the results observed for reduction of the Pd/hydrogen-sensitive substrates **7**, **9** and **11**. Treatment of the aryl bromide **7** with H₂/Pd/C led to complete reductive debromination¹⁶ in addition to the ring-opening reaction, and provided **2** as the undesired product (entry 13). In this case, the Lindlar reduction proceeded very slowly, with only 17% conversion of **7** to the desired product **8** after 2.5 days (entry 14).

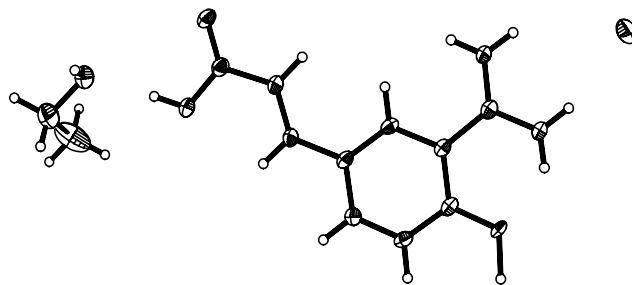
Alternatively, both Zn/AcOH and NiCl₂/NaBH₄ gave **8** (entries 15 and 16) in reasonable isolated yield (78% and 99%, respectively). With the benzyl carbamate-containing substrate **9**, Pd/C-mediated hydrogenation led to ring-opening with concomitant Cbz-removal (results not shown). In this case, Lindlar's catalyst (entry 17) gave the desired hydroxybenzamidinium product **10** in 96% yield (>96% purity), provided the reaction time was kept under 1 h. Longer exposure to the reaction conditions led to the formation of some Cbz-deprotected hydroxybenzamidinium product. Zn/AcOH and NiCl₂/NaBH₄ (entries 18 and 19) also gave excellent yields and purities of compound **10**. Finally, as expected, reduction of the olefin-containing substrate **11** with H₂/Pd/C led exclusively to the over-reduction product. Similar to the reaction with the bromobenzisoxazole substrate **7**, the Lindlar reduction of **11** proceeded very slowly. After a reaction time of 3 days, a 97% isolated yield (>96% purity) of the desired ring-opening product **12** was obtained (entry 20).¹⁷ Treatment of **11** with Zn/AcOH led to an 85% yield of the desired ring-opening product **12** after ion exchange chromatography (entry 21). Reduction of compound **11** with NiCl₂/NaBH₄ provided **12** in only 30% isolated yield (entry 22) along with 41% of the over-reduction product. No improvements in the selectivity were achieved with variations in the reaction time, temperature or NiCl₂ addition rate.

In conclusion, we have developed an efficient route to the synthesis of 2-hydroxybenzamidines via reductive ring-opening of 3-aminobenzisoxazoles. The Pd/C-mediated hydrogenation provides a mild and efficient

protocol for the reduction of most 3-aminobenzisoxazole substrates on large scale. The Lindlar reduction, Zn/AcOH and NiCl₂/NaBH₄ can complement the Pd catalyzed hydrogenolysis by allowing for the reduction of a variety of hydrogenation-sensitive functional groups. Furthermore, the application of ion exchange chromatography facilitates purification and allows rapid parallel processing of samples. Thus, this methodology in combination with our previously reported solid phase synthesis of 3-aminobenzisoxazoles,⁸ comprises a useful method for the preparation of libraries of 2-hydroxybenzamidines.¹⁸

References

- (a) Wiley, M. R.; Chirgadze, N. Y.; Clawson, D. K.; Craft, T. J.; Gifford-Moore, D. S.; Jones, N. D.; Olkowski, J. L.; Weir, L. C.; Smith, G. F. *Biorg. Med. Chem. Lett.* **1996**, *6*, 2387; (b) Wiley, M. R.; Weir, L. C.; Briggs, S.; Bryan, N. A.; Buben, J.; Campbell, C.; Chirgadze, N. Y.; Conrad, R. C.; Craft, T. J.; Ficorilli, J. V.; Franciscovich, J. B.; Froelich, L. L.; Gifford-Moore, D. S.; Goodson, T.; Herron, D. K.; Klimkowski, V. J.; Kurz, K. D.; Kyle, J. A.; Masters, J. J.; Ratz, A. M.; Milot, G.; Shuman, R. T.; Smith, T.; Smith, G. F.; Tebbe, A. L.; Tinsley, J. M.; Towner, R. D.; Wilson, A.; Yee, Y. K. *J. Med. Chem.* **2000**, *43*, 883.
- Wiley, M. R.; Weir, L. C.; Briggs, S. L.; Chirgadze, N. Y.; Clawson, D.; Gifford-Moore, D. S.; Schacht, A. L.; Smith, G. F.; Vasudevan, V.; Zornes, L. L.; Klimkowski, V. J. *Biorg. Med. Chem. Lett.* **1999**, *9*, 2767.
- Klimkowski, V. J.; Schacht, A. L.; Wiley, M. R. *Preparation of peptides as anticoagulant agents*. S. 20 pp. CODEN: USXXAM US 5863929 A 990126 CAN 130:125409; AN 1999:69898.
- Easson, A. P. T.; Pyman, F. L. *J. Chem. Soc.* **1931**, 2991.
- Charbrier, P.; Renard, S. H. *Bull. Soc. Chim. Fr.* **1951**, 348.
- Palermo, M. G. *Tetrahedron Lett.* **1996**, *37*, 2885.
- Shutske, G. M.; Kapples, K. J. *J. Heterocyclic Chem.* **1989**, *26*, 1293.
- We recently reported on a solid phase method for the synthesis of this heterocycle: (a) Lepore, S. D.; Wiley, M. R. *J. Org. Chem.* **1999**, *64*, 4547; (b) Lepore, S. D.; Wiley, M. R. *J. Org. Chem.* **2000**, *65*, 2924.
- Katagiri, N.; Sato, H.; Kurimoto, A.; Okada, M.; Yamada, A.; Kaneko, C. *J. Org. Chem.* **1994**, *59*, 8101.
- All new compounds have been characterized by mass spectral, elemental, and NMR analysis. Experimental procedures A–D for the formation of 3-aminobenzisoxazole (**1**). **Method A**: to a flask containing 3-aminobenzisoxazole (**1**) (25 mg, 0.187 mmol) was added 5% Pd/C (20 mg, 0.009 mmol Pd) and methanol (2 mL). The reaction vessel was then placed under a mild vacuum (10 mmHg) and released to a hydrogen atmosphere. The reaction was allowed to proceed for 12 h or until the TLC showed complete disappearance of **1** (*R_f* of **1** approx. 0.5 in 50% EtOAc/hexanes). The palladium catalyst was filtered off by filtration of the reaction mixture through a celite column (2 g) rinsing with methanol. The filtrate was concentrated and redissolved in 1N HCl. This solution was again concentrated to give the HCl salt of **2** (30 mg, 92% yield). HPLC analysis (2–15% MeCN/H₂O with TFA buffer, 1 mL/min, C₁₈ column) gave only one peak at 9.4 min (>96% purity). **Method B**: same procedure as Method A except use 20 mg of Lindlar's catalyst (94% yield, >96% purity). **Method C**: to a flask containing **1** (25 mg, 0.187 mmol) was added zinc metal (20 mg, 0.30 mmol), acetic acid (1 mL) and H₂O (2 mL). The reaction was heated to 70°C for 12 h with vigorous stirring. The reaction was allowed to cool and poured onto a 2 g SCX column pretreated with 5% AcOH/MeOH and the column was rinsed with 7 MeOH (7 mL). Product was removed from the ion-exchange resin by rinsing with 2 M NH₃ in MeOH (2×7 mL). The ammonia/methanol rinses were collected and concentrated and redissolved in 1N HCl. This solution was again concentrated to give the HCl salt of **2** (32 mg, 98% yield, >96% purity). **Method D**: to a flask containing **1** (25 mg, 0.187 mmol) was added NiCl₂·6H₂O (47 mg, 0.196 mmol) and methanol (2 mL). The reaction was cooled to 0°C and NaBH₄ (15 mg) was added in several portions producing a vigorous evolution of gas in the reaction. After 15 min, the reaction was purified as in Method C to give the HCl salt of **2** (25 mg, 78% yield, >96% purity).
- Alvarez, E.; Diaz, M. T.; Perez, R.; Martin, J. D. *Tetrahedron Lett.* **1991**, *32*, 2241.
- (a) Pass, M.; Bolton, R. E.; Coote, S. J.; Finch, H.; Hindley, S.; Lowdon, A.; McDonald, E.; McLaren, J.; Owen, M.; Pegg, N. A.; Mooney, C. J.; Tang, C.; Parry, S.; Patel, C. *Biorg. Med. Chem. Lett.* **1999**, *9*, 431; (b) Chiacchio, U.; Corsaro, A.; Pistara, V.; Rescifina, A.; Romeo, R. *Tetrahedron* **1996**, *52*, 7875.
- Nose, A.; Kudo, T. *Chem. Pharm. Bull.* **1981**, *29*, 1159.
- Keck, G. E.; Mchardy, S. F.; Wager, T. T. *Tetrahedron Lett.* **1995**, *36*, 7419.
- (a) Scobie, M.; Tennant, G. *J. Chem. Soc. Chem. Commun.* **1994**, 2451; (b) Han, B. H.; Shin, D. H.; Cho, S. Y. *Tetrahedron Lett.* **1985**, *26*, 6233.
- Pandey, P. N.; Purkayastha, M. L. *Synthesis* **1982**, 876.
- Compound **12** was recently reported as the natural product phyllurine, a leaf-opening substance isolated from the leaves of *Phyllanthus urinaria*: (a) Ueda, M.; Asano, M.; Yamamura, S. *Tetrahedron Lett.* **1998**, *39*, 9731; (b) Ueda, M.; Asano, M.; Sawai, S.; Yamamura, S. *Tetrahedron* **1999**, *55*, 5781. However, our NMR spectra for compound **12** are inconsistent with the published data for phyllurine: ¹H NMR (500 MHz, DMSO-*d*₆) δ 12.28 (br, 1H), 11.5 (br, 1H), 9.19 (s, 2H), 8.95 (s, 2H), 7.87 (s, 1H), 7.77 (s, 1H), 7.52 (d, *J* = 16.0 Hz, 1H), 7.04 (s, 1H), 6.43 (d, *J* = 16.0 Hz, 1H); ¹³C NMR (125 MHz, DMSO-*d*₆) δ 167.64, 163.82, 158.78, 142.72, 133.53, 129.72, 124.79, 117.63, 117.13, 115.56. X-ray crystallography also confirms the structure of synthetic material **12**. An ORTEP of the X-ray structure is shown below. In the unit cell is also contained 1 molecule of ethanol and the chloride counterion.



18. The physical chemical and biological properties of representative 2-hydroxybenzamidines will be reported separately.